




FSI D60

STRONG AND POWERFUL - 60 HP DIESEL ENGINE WITH A COMPACT DESIGN




Scan here!
Watch video and find all related information.



LARGE WORK AREA

Cover up to 220 cm in one sideways sweep and remove most stumps without wasting time repositioning the machine. Cut 83 cm above ground level and up to 52 cm below surface.



NO DAILY MAINTENANCE

The closed bearing housing of the cutter wheel is pre-greased from factory for more than 1000 hours of normal operation, eliminating the risk of under- or over-greasing and make daily maintenance a thing of the past.



NARROW ACCESS

Remove the twin-wheels with a single bolt or retract the tracks to achieve a class-leading width of only 80 cm, allowing easy travel through garden gates and narrow passages.




REMOTE CONTROL

With the full-feature remote control the operator has the freedom to choose the best possible position, providing a great view of the work area, while staying comfortable at a safe distance.



THE CHOICE IS YOURS

Choose between track or wheels depending on the needs and requirements of your company. Both variants can be fitted an optional dozer blade.



FEATURES

- Safety bar - disengages the cutter wheel when released for enhanced operator safety
- Gear and V-belt drive for optimal power transmission
- Hydraulically controlled mechanical clutch
- FSI power-cut – specially designed cutter wheel for optimal capacity and minimized wear for longer lifetime
- FSI power-drive – two-speed drive system with HIGH for transport and LOW for maximum traction
- FSI power-sweep – intelligent sweep control that automatically adjusts the swing speed for efficient stump grinding
- Easy accessible lashing- and lifting points for safe transport
- Sealed bearing housing on cutter wheel - no daily maintenance
- Chip guard for optimal chip collection
- Lockable access to fuel and hydraulic filling points
- Original FSI teeth-system
- Tool set for wearing parts
- Integrated toolbox
- LED work-light
- 2-split belt cover - easy access for checking and tensioning of belts
- Chip baffle - pushes debris and chip-shavings to the side as the cutter arm is swept from side to side for improved performance and chip management
- *OPTION: Rear mounted dozerblade with extensions - use it to tilt the machine for increased cutting depth and for levelling and clearing after stump removal.*

TECHNICAL DATA

ENGINE

Engine	Hatz 3H50TICD
Engine size	44 kW / 60 hp
Cooling	Water
Fuel	Diesel
Tank capacity	40 l

CUTTING HEAD

Diameter	581 mm
Teeth/ Quantity	FSI 25 - 16 pcs
Clutch	Mechanical
Cutter wheel drive	Bevel gearbox and V-belt
Sweep	Hydraulic



TECHNICAL DATA

DRIVE SYSTEM

	4WD	TRACK
Ground drive	4WD	Track
Traction wheels	Ø450 x 210, 8 ply	-
Twin wheels	Ø450 x 210, 8 ply	-
Steering wheels	Ø450 x 180, 6 ply	-
Brake	Automatic	

DIMENSIONS

	4WD	TRACK
Length		2995 mm
Length with dozer	3055 mm	
Width		800 mm
With twin wheels/ extended tracks	1230 mm	1150 mm
Height		1395 mm
Weight	1250 kg	1450 kg

WORK AREA

	4WD	TRACK
Above ground level		83 cm
Below ground level	44-47 cm	44-52 cm
Sweep		220 cm
Max cutting depth		7.2 cm per sweep

OPERATION

	4WD	TRACK
Control panel	Remote control	Remote control

OPTIONAL

Special RAL colour
Dozerblade with extensions

FSI D60 4WD

- Twin wheels with centre bolt for easy fitting/ removal. Skid-steer tires on the front axle for optimal ground control
- FSI power-drive, a two-speed ground drive system, choose between 2WD HI for distance travel and 4WD LOW for increased traction in terrain and during stump grinding
- Remote control incl. extra battery, charger, and connection cable for efficient operation while staying comfortable at a safe distance
- Built-in hydraulic motor brakes and a counterbalance valve guarantee that stump cutter will not slip back during grinding providing stability and security for the operator



FSI D60 TRACK

- Counter-rotating tracks with hydraulic extension and a large contact surface minimises ground damage when passing across delicate surfaces such as lawns and gardens
- FSI power-drive, a two-speed ground drive system, choose between HI for distance travel and LOW for increased traction in terrain and during stump grinding
- Remote control incl. extra battery, charger, and connection cable for efficient operation while staying comfortable at a safe distance
- Lockable rear compartment for storage of the remote control and protects the filling points from unauthorised access

