




FSI D30

SELF-PROPELLED 25 HP DIESEL-POWERED STUMP GRINDER




Scan here!
Watch video and find all related information.




SERVICEABLE CLUTCH

This powerful hydraulic clutch 'FSI power-clutch' with integrated brake was developed by FSI especially for use in stump cutters. The clutch is fully serviceable, and all components are available as individual spare parts to avoid a complete replacement of the clutch.



KEEP CONTROL

The swing-out operator panel provides a great view of the working area and places all necessary controls conveniently within reach. A full-feature remote control is fitted the TRACK REMOTE variant, providing additional flexibility and comfort for the operator.




SAFE TRANSPORT

With multiple, easy-accessible lashing and lifting points you can quickly fasten this stump cutter for transport and arrive safely to the next job site.



POWERFUL DIESEL

The water-cooled Kubota engine provide high torque and low fuel consumption compared to similar petrol engines, making it ideal choice for many companies.



THE CHOICE IS YOURS

Choose between the different versions depending on the needs and requirements of your company. TRACK and TRACK REMOTE variants can be fitted an optional dozer blade.



FEATURES

- V-belt drive for optimal power transmission
- High performance capacity diesel engine for excellent operating efficiency
- Safety bar - disengages the cutter wheel when released for enhanced operator safety
- Chip guard for optimal chip collection
- Integrated toolbox
- Tool set
- LED work light
- Original FSI teeth-system
- Engine display with key start and hour meter
- FSI power-cut – specially designed cutter wheel for optimal capacity and minimized wear for longer lifetime
- Double hydraulic cylinder for a stable sweep
- *Option: FSI power-sweep – intelligent sweep control that automatically adjusts the swing speed for efficient stump grinding*
- *Option: twin wheels with tractor profile for FSI D30 (2WD)*
- *Option: rear mounted dozerblade with extensions - use it to tilt the machine for increased cutting depth and for levelling and clearing after stump removal. (TRACK / TRACK REMOTE)*

TECHNICAL DATA

ENGINE

Engine	Kubota 1305
Engine size	18.5 kW / 25 hp
Cooling	Water
Fuel	Diesel
Tank capacity	35 l

CUTTING HEAD

Diameter	467 mm
Teeth/Quantity	FSI 25 - 8 pcs
Clutch	FSI power-clutch
Cutter wheel drive	V-belt
Sweep	Hydraulic



TECHNICAL DATA

DRIVE SYSTEM

	2WD	TRACK	TRACK REMOTE
Ground drive	2 WD with differential lock	Counter-rotating tracks	
Traction wheels	Ø450 x 180 - 6 ply	-	
Twin wheels	Ø450 x 180 - 6 ply	-	
Steering wheels	Ø410 x 110 - 4 ply	-	
Brake	Automatic		

DIMENSIONS

	2WD	TRACK	TRACK REMOTE
Length	2730 mm	2740 mm	
Length with dozer	-	2795 mm	
Width	800 mm	760 mm	
With twin wheels / Extended tracks	1230 mm	1150 mm	
Height	1220 mm		
Weight	810 kg	970 kg	

WORK AREA

	2WD	TRACK	TRACK REMOTE
Above ground level	84 cm		
Below ground level	35 cm	35-40 cm	
Sweep	152 cm		
Max cutting depth	3.7 cm per sweep		

OPERATION

	2WD	TRACK	TRACK REMOTE
Control panel	Swing-out		Remote control

OPTIONAL

	2WD	TRACK	TRACK REMOTE
Special RAL colour	x	x	x
Document tube	x	x	x
FSI power-sweep - Intelligent sweep control		x	x
Twin wheels with tractor profile	x		
Dozerblade with extensions		x	x

FSI D30 2WD

- Hydraulic 2WD with mechanical differential lock for better mobility and traction
- Swing-out operator panel provides complete control of all functions and excellent visibility of the work area
- Safety bar –disengaging the cutter wheel upon release for increased operator safety
- Twin wheels with centre bolt for easy fitting/removal



FSI D30 TRACK

- Counter-rotating tracks with hydraulic extension for enhanced manoeuvrability and traction
- Safety bar – disengaging the cutter wheel upon release for increased operator safety
- Swing-out operator panel provides complete control of all functions and excellent visibility of the work area
- *Option: Dozer blade with extension for extra cutting depth and easing the process of levelling the ground and refilling after stump removal*



FSI D30 TRACK REMOTE

- Remote control incl. extra battery, charger, and connection cable for efficient operation while staying comfortable at a safe distance
- Counter-rotating tracks with hydraulic extension for enhanced manoeuvrability and traction
- Double hydraulic cylinder for a stable sweep
- *Option: Dozer blade with extension for extra cutting depth and easing the process of levelling the ground and refilling after stump removal*

